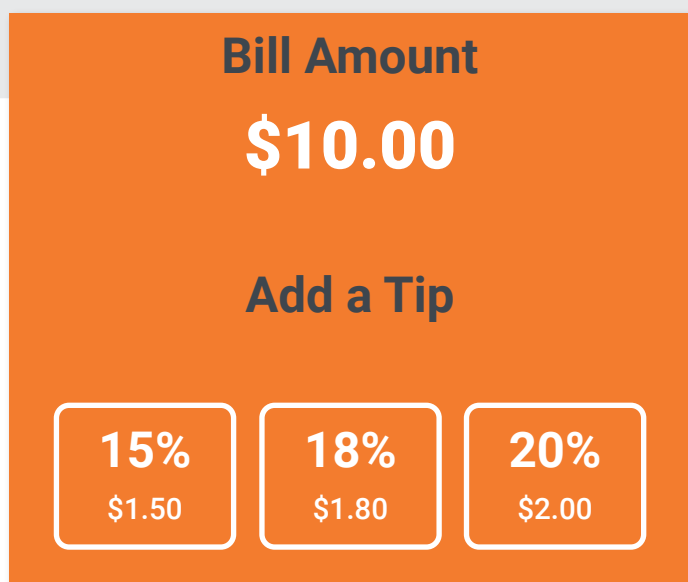


Add Preset Tip Amount

When you enable tipping, you can configure as many as three preset percentages that are presented as options to the customer. The customer can touch one of the preset values or manually enter an amount for the tip.



To add a preset tip percentage option for the customer:

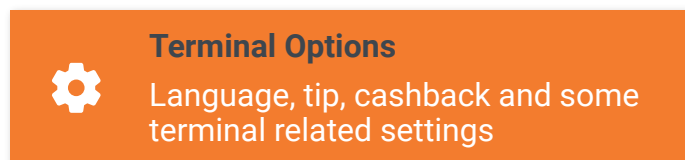
1. Touch the **Action** button on the main screen.



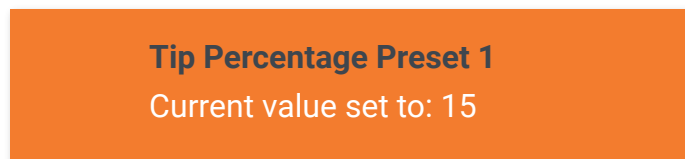
2. Touch **Settings**.



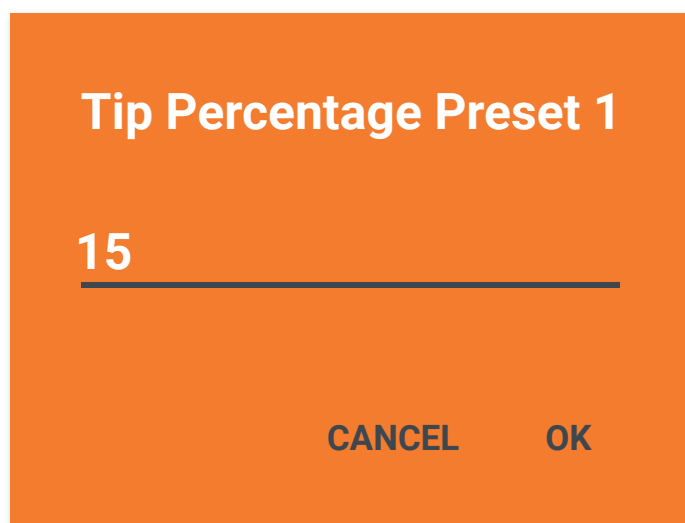
3. Enter the Merchant password and touch **OK**.
4. On the *Settings* page, touch **Terminal Options**.



5. In the **Tip** section, touch **Tip Percentage Preset 1** to set the value.



6. Enter a tip percentage (between **1** and **99**) using the keypad that appears and touch **OK**.



7. Repeat steps **5** and **6** to add percentages for **Tip Percentage Preset 2** and **Tip Percentage Preset 3**.